

1. Introduction

Focus Area (FA) 2B is designed to facilitate the entry of adequately skilled farmers into the agricultural sectors and in particular young people.

Through this focus area, Managing Authorities are able to provide young farmers with support for start-up aid and investments together with advice, training, cooperation and knowledge transfer.

The aims of this focus area are to:

- Encourage a generational change in the agricultural sector.
- Enhance the competitiveness of the agricultural sector through new and innovative ventures;

The target is to mobilise 10.4 billion EUR of public and private investment to support 176 000 farms.

**Rural Development
Programmes addressing
Focus Area 2B**

93 out of 112 RDPs¹

Examples of expected achievement (EU-28)²



176 000 young farmers
supported for business
development plan/investments



1.5 % of agricultural holdings
with RDP supported business
development plan/investments for
young farmers



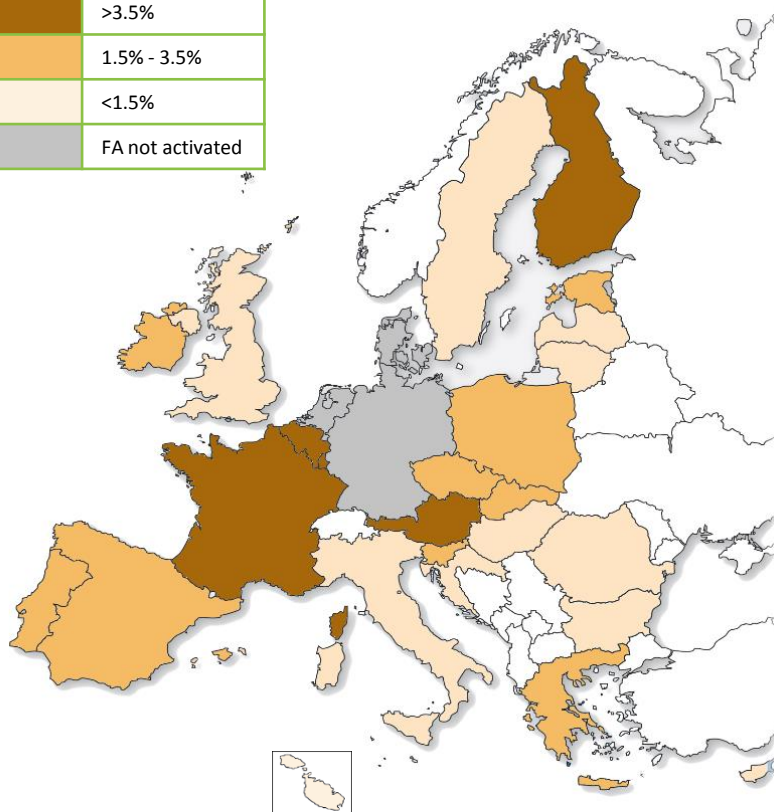
**10.4 billion EUR (public and
private) of investment**



**76 million EUR for training
& skill acquisition actions**

Focus Area 2B TARGET – Percentage (%) of agricultural holdings with RDP supported business development plan/investments for young farmers^{1, 2}

	>3.5%
	1.5% - 3.5%
	<1.5%
	FA not activated

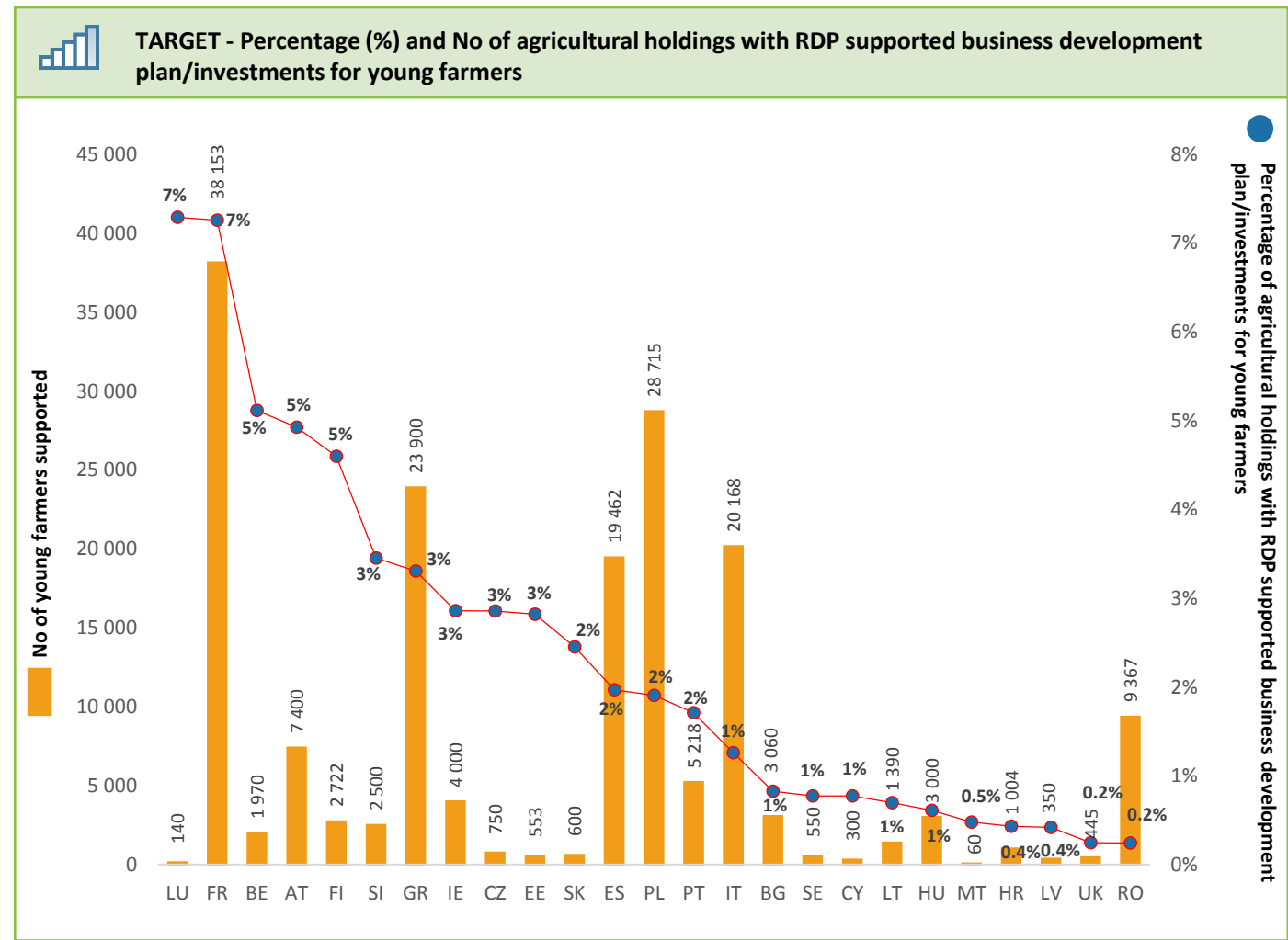


¹ RDPs that do not address FA 2B: DE (13 out of 13), DK, ES-National Programme, FR-National Programme, IT-National Programme, NL and UK- Northern Ireland.

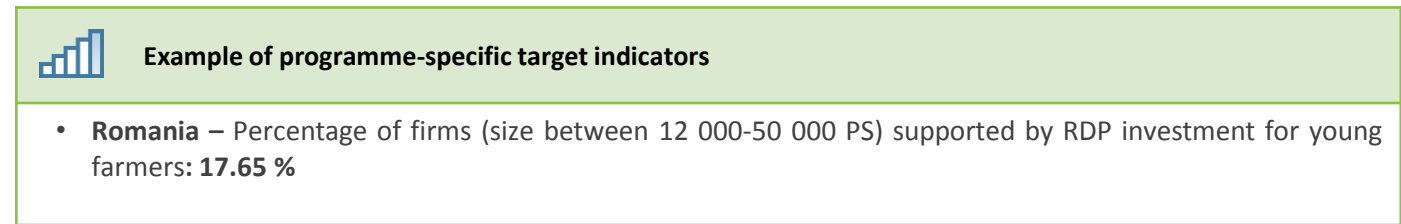
² Target values in percentage are calculated on the basis of the total number of agricultural holdings and young farmers covered by the RDPs that activated Focus Area 2B.

2. Expected achievements

This section provides information on the common target indicator defined for the Focus Area and examples of programme-specific target indicators defined by some RDPs to complement the common targets indicators. Target values in percentage are calculated on the basis of the total number of agricultural holdings and young farmers covered by the RDPs that activated Focus Area 2B.



In addition to the common targets set at EU level, Member States may set programme specific targets which reflect their particular circumstances. An example of these indicators is provided below.

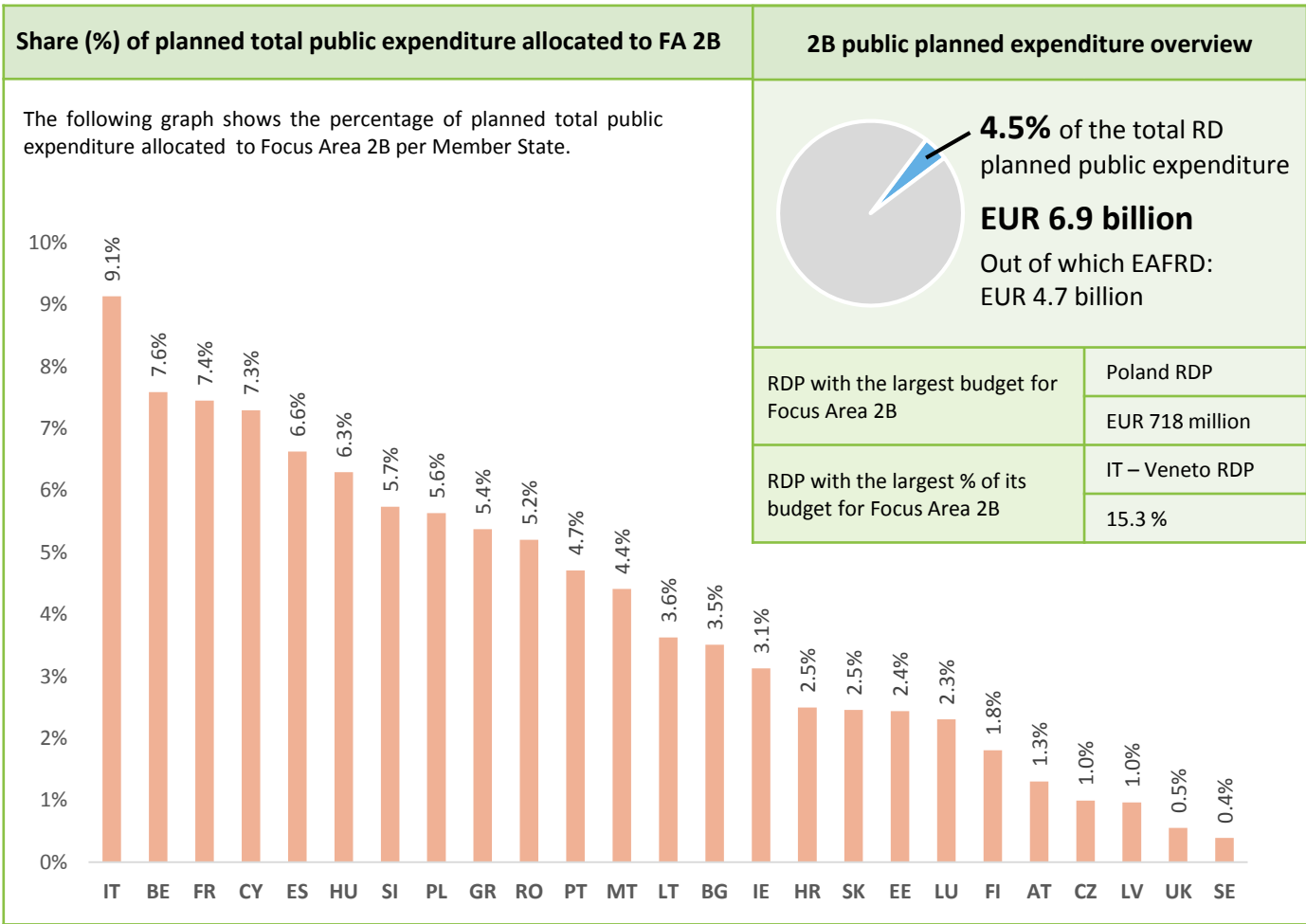


2. Expected achievements

This section provides information on the output indicator. Data provided is aggregated at EU level for those RDPs setting the indicator.

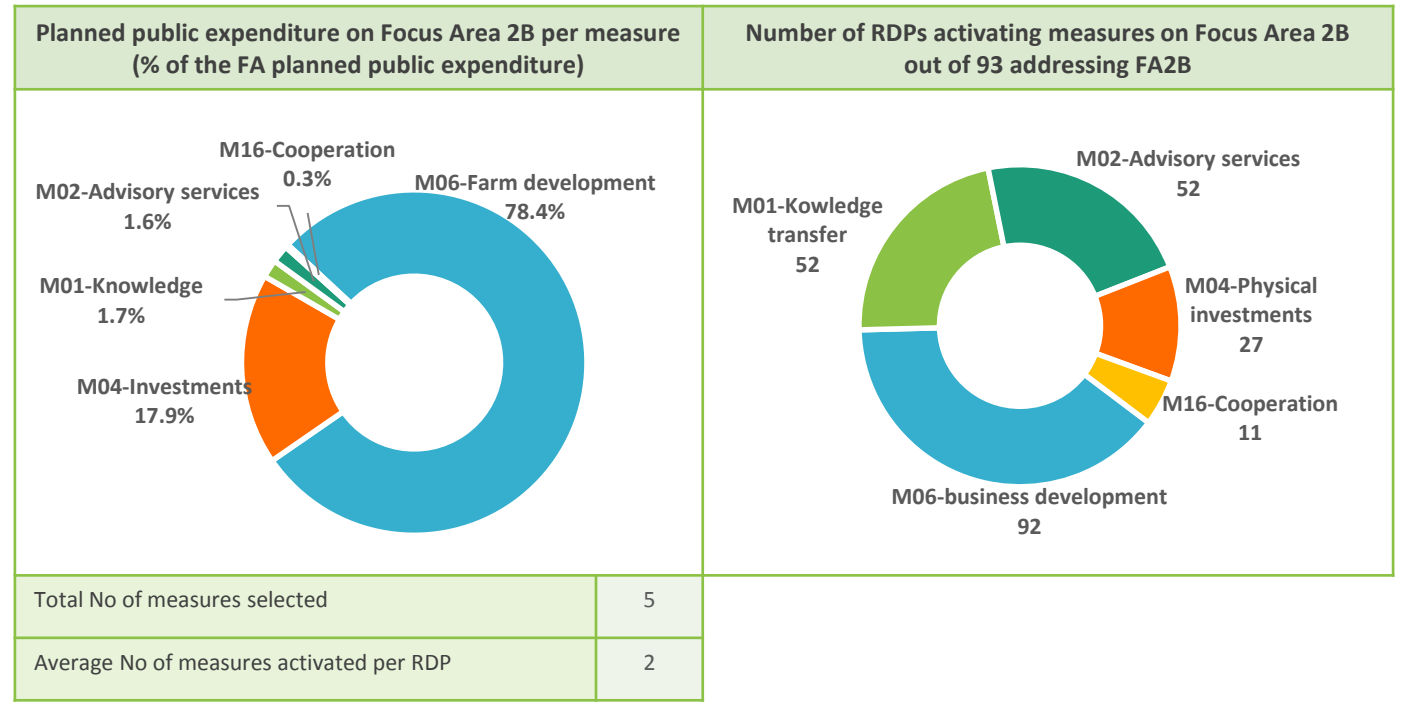
 Main output indicators	EU Total
No of young farmers receiving start up aid	171 177
No of beneficiaries trained in issues related to the Focus Area	152 312
No of beneficiaries advised in issues related to the Focus Area	73 405
No of agricultural holdings supported for farm investment (support to the business plan of young farmers)	23 915
No of agricultural holdings receiving support for investments in non-agricultural activities in rural areas	2 414

3. Planned total public expenditure on Focus Area 2B



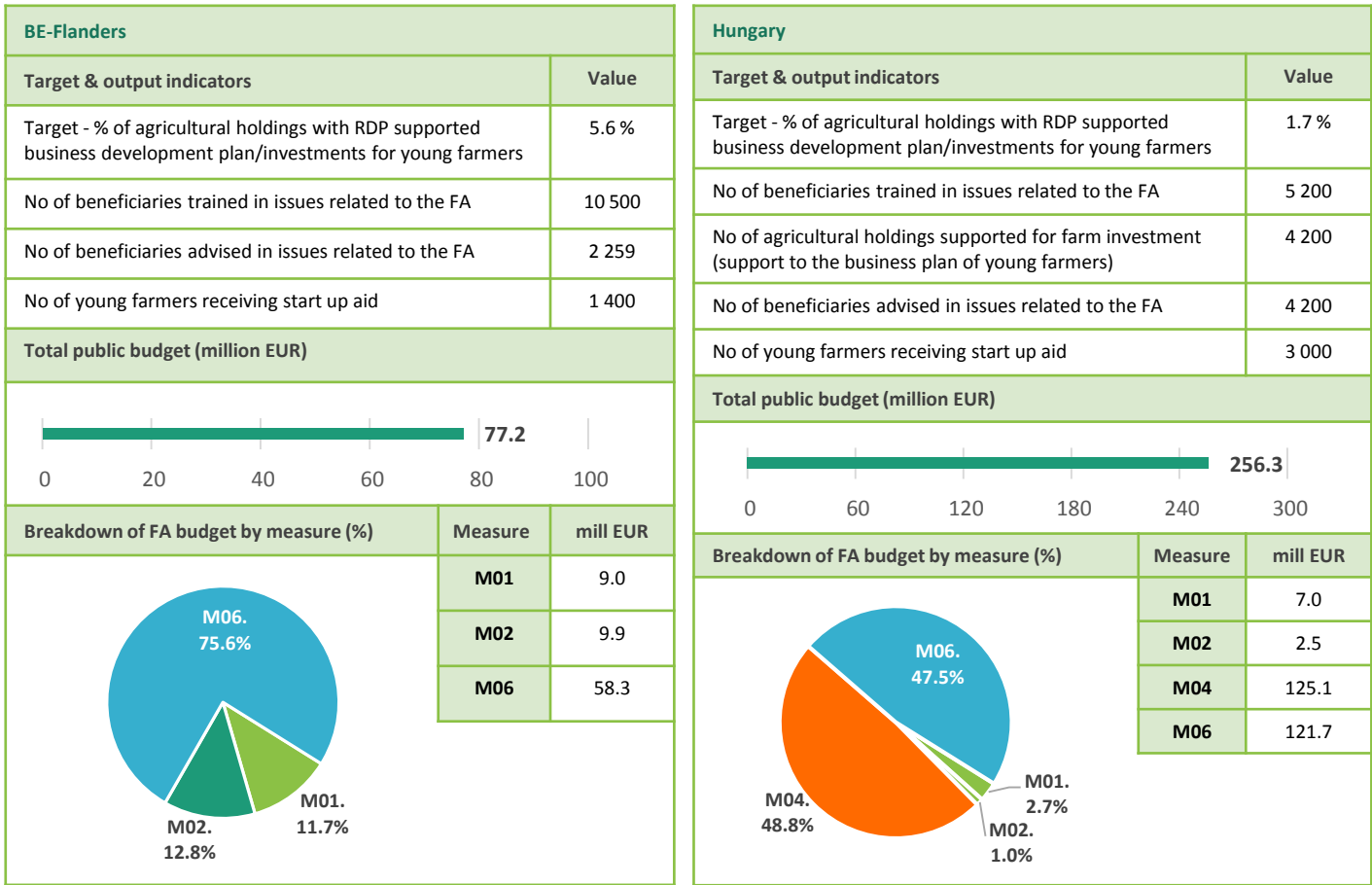
4. Intervention logic at EU level

In 2014-2020, measures within Rural Development Programmes can contribute to several Priorities and Focus Areas in a flexible manner. The following charts provide an indication of the most commonly used measures to address Focus Area 2B, as well as an indication of the number of RDPs in which these measures are selected.



5. Example of RDPs' intervention logic

This section provides two examples of the intervention logic followed by RDPs which illustrate alternative approaches to addressing the objective of improving the entry of skilled farmers into the agricultural sector.



6. Measure mix per Member State

The following table shows the weight that each Member State has given to the various measures available in order to achieve the targets set for this Focus Area. Highlighted cells indicate the highest budget share allocation per MS. The last row presents the EU-28 planned total public expenditure for each measure (million EUR).

= Highest budget share allocation per MS

	M01 - Knowledge transfer & information actions	M02 - Advisory services	M04 - Investments in physical assets	M06 – Farm & business development	M16 - Cooperation	Total	Planned expenditure (million EUR)
AT	8%	1%		91%	0.3%	100 %	99
BE	8%	8%		83%		100 %	118
BG	2%	1%	21%	76%		100 %	101
CY			58%	42%		100 %	17
CZ	0.2%			100%		100 %	30
DE							
DK							
EE	3%	2%	8%	95%		100 %	23
ES	2%	1%		90%	0.2%	100 %	853
FI	2%		3%	98%		100 %	149
FR	0.5%	2%		94%	0.3%	100 %	1 244
GR				100%		100 %	308
HR	4%	4%		92%		100 %	54
HU	3%	1%	49%	48%		100 %	256
IE			98%		2%	100 %	122
IT	3%	2%	45%	50%	1%	100 %	1 858
LT	1%	1%		98%		100 %	66
LU				100%		100 %	8
LV				100%		100 %	14
MT		4%	18%	78%		100 %	6
NL							
PL				100%		100 %	718
PT	0.3%	1%		98%		100 %	217
RO	1%	6%		92%		100 %	482
SE				100%		100 %	16
SI	1%			99%		100 %	61
SK	3%	1%	36%	61%		100 %	50
UK	10%	8%		80%	2%	100 %	41
EU-28 (%)	2%	2%	18%	78%	0.3%	100 %	6 912
EU-28 (mil. EUR)	117	114	1 240	5 422	20	-	

7. Additional information

Rural Development Regulation 2014-2020	Regulation (EU) N° 1305/2013 of the European Parliament and of the Council on support for rural development by the European Agricultural Fund for Rural Development (EAFRD) [PDF  en]
RDP Summaries	Developed by the ENRD, these summarise the relevant information of all the RDPs approved [here]
Priority Summary	Developed by the ENRD, these summarise the relevant information of all Priorities [here]

Source of information: All data presented in this summary comes from the European Commission-approved 2014-2020 Rural Development Programmes (118 RDPs in total). In this fiche, public expenditure means total public expenditure (= EAFRD + Member States matching funds + any national top-ups). Due to rounding, there may be small discrepancies between some figures presented. Data includes programme modifications until March 2016. Out of the 118 Rural Development Programmes only the 112 national and regional Programmes have been considered because National Frameworks and National Rural Network Programmes do not allocate budget on Measures. Please note that data and calculations provided do not include M20 (Technical Assistance), or M18 (Complementary payments to Croatia). Icons source: www.flaticon.com

Disclaimer: This document aims to provide an accessible summary of the Rural Development Priority information covering all EU-28 RDPs. The information provided should not be considered a comprehensive account of the original RDP content.

Summary version: Version 1 (Based on SFC data March 2016)

Last updated: March 2016



ENRD Contact Point
Rue de la Loi, 38 Boîte n.4 - 1040
Brussels, Belgium
Tel. +32 2 801 38 00
email: info@enrd.eu
website: <http://enrd.ec.europa.eu/>

